



ResMed **Air Solutions**
therapy choices



Advanced technology
meets optimal comfort



ResMed AirSense™ 10 therapy devices build on 30 years of expertise in sleep therapy. With each device offering built-in cellular technology,* you get unprecedented access to therapy data and remote access to device settings, helping you stay connected with your patients and achieve greater efficiency in your business.

Connected care

Every AirSense 10 device seamlessly connects to ResMed's cloud-based patient management system, AirView™. So healthcare professionals, including physicians, can now rely on one integrated system to provide all the information needed to effectively manage patients. AirView also offers the capability to change device settings and troubleshoot remotely. Thanks to its Remote Assist feature, common therapy questions can be addressed and resolved in minutes.

Patients can also benefit from an extra layer of support with ResMed myAir™, an easy-to-use online support program and app† that is available exclusively for ResMed Air10™ users. myAir provides patients with personalized sleep therapy data, tailored coaching, message reminders, and educational videos and guides. By allowing patients to track their nightly

sleep data and through interactive coaching, myAir empowers patients to stay engaged with therapy – an important part of helping them stay compliant long term. An observational study of 128,000 new PAP users found 87% were compliant when using myAir and monitored with AirView vs. 70% when monitored with AirView alone.†

Integrated humidification

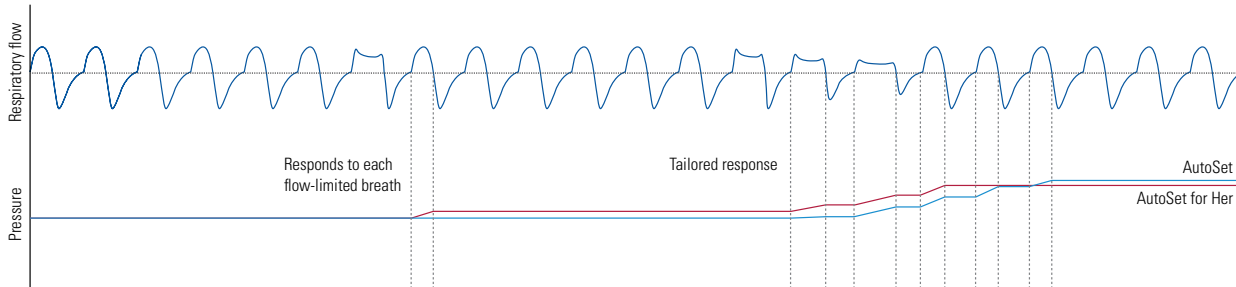
Heated humidification is a standard feature built into all AirSense 10 therapy devices. With fewer parts to set up and manage, therapy becomes simpler for you and your patients. And with Climate Control's enhanced Auto option, patients can simply attach the ClimateLineAir™ heated tube and press Start on their device to receive the ultimate in therapy comfort. There are no settings to change and no complicated menus to navigate.

* Wireless connectivity depends on network availability

† The ResMed myAir app is only available in the US, Canada, Australia and New Zealand and in English only. Please visit myAir online for a French version of myAir

Unique therapy for women

Nearly 40% of newly diagnosed sleep apnea patients are female,² and research shows that sleep apnea in women is different than in men.³ The AirSense 10 AutoSet™ for Her therapy device intelligently addresses the unique therapy needs of women with the first dedicated algorithm designed to treat mild to moderate obstructive sleep apnea (OSA) in female patients. Taking into account the higher instances of flow limitation often seen in women with sleep apnea,⁴ the AirSense 10 AutoSet for Her mode offers a therapy solution that's tailored to meet the specific needs of your female patients.



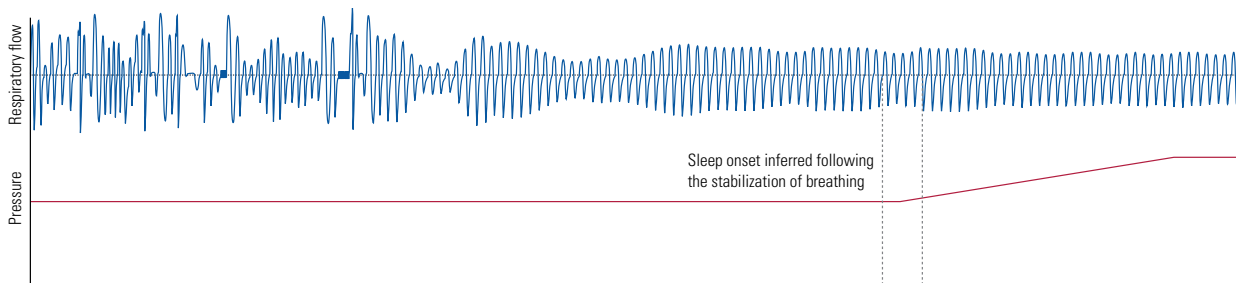
How the AutoSet for Her algorithm responds to flow limitation.

Clear insight

AirSense 10 Elite, AirSense 10 AutoSet and AirSense 10 AutoSet for Her include central sleep apnea (CSA), respiratory effort related arousal (RERA) and Cheyne–Stokes respiration (CSR) detection to provide treating physicians with valuable insight into the continued health of your patients. The algorithm has been designed to provide data to assist the physician in identifying indications of CSA, RERA and CSR.

Intelligent detection

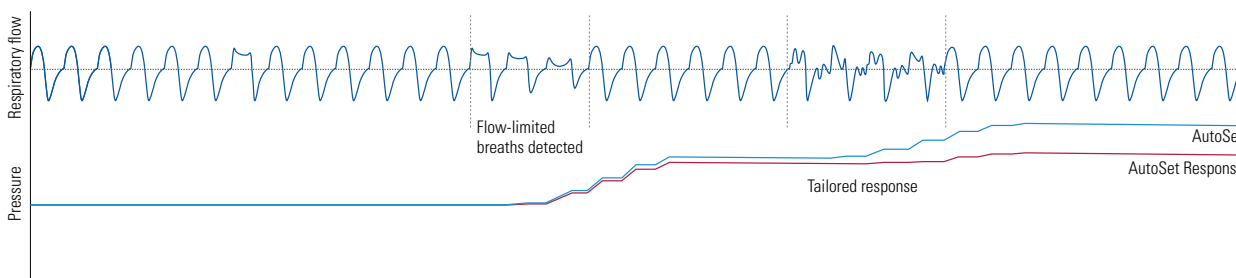
The AirSense 10 series includes AutoRamp™ with sleep onset detection, designed to make therapy as comfortable as possible from the moment your patients turn on the device. It works by delivering a low level of pressure to help them fall asleep with ease. Once it detects they're asleep, it comfortably ramps up the pressure to ensure the prescribed level is delivered the moment they need it.



Patients get their prescribed therapy the moment they need it.

Tailored comfort

For patients on the AirSense 10 AutoSet™ therapy mode, ResMed's AutoSet Response comfort setting offers a more gentle increase in pressure and a smoother night's sleep to help patients with high pressure intolerance.



ResMed's **AutoSet Response** delivers gentler pressure increases for even more comfort throughout the night.



AirSense 10 CPAP
Basic fixed-pressure device with integrated humidifier and cellular connectivity.



AirSense 10 Elite
Premium fixed-pressure device with integrated humidifier, cellular connectivity and advanced event detection.



AirSense 10 AutoSet
Premium auto-adjusting pressure device with integrated humidifier, cellular connectivity and advanced event detection.



AirSense 10 AutoSet for Her
Premium auto-adjusting pressure device for female patients. Also includes an integrated humidifier, cellular connectivity and advanced event detection.

Device	Therapy modes			Advanced event detection			Comfort features					Data management			Patient engagement
	CPAP	AutoSet	AutoSet for Her	Central apnea detection	RERA reporting	Cheyne-Stokes respiration detection	AutoRamp	Climate Control	Expiratory pressure relief (EPR™)	SmartStart™	Response	Built-in cellular technology	AirView	AirView's Remote Assist	myAir
AirSense 10 CPAP	•						•	•	•	•		•	•	•	•
AirSense 10 Elite	•			•	•	•	•	•	•	•		•	•	•	•
AirSense 10 AutoSet	•	•		•	•	•	•	•	•	•	•	•	•	•	•
AirSense 10 AutoSet for Her	•	•	•	•	•	•	•	•	•	•	•	•	•	•	•

1 Crocker M et al. "Patient engagement using new technology to improve adherence to positive airway pressure therapy," *CHEST* 153, no. 4 (2016): 843-850.

2 Medicare and private payor sleep apnea claims data, 2012.

3 Valipour A et al. "Gender-related differences in symptoms of patients with suspected breathing disorders in sleep: a clinical population study using the sleep disorders questionnaire," *Sleep* 30, no. 3 (2007): 312-9.

4 Callou N, Cassel DK. Snoring and sleep disordered breathing. *Sleep Med*. Lee-Chiong T Jr, Sateia M, Carskadon M, Editor. 2002 Hanley & Belfus: Philadelphia. 349-355.